

## **MISHOP WORLD 2019**

- the 30th Mitaka International Festival -

## **– WORLD BAZAAR –**

### **TERMS AND CONDITIONS FOR THE TENT BOOTH PARTICIPATION**

( Tent Shop )

### **3. Regulations of the Mitaka City Fire Department**

-2019.5.31. 17:00 updated-

## I N D E X

### **1. For organizations using open flame or electric generating equipment**

**1 – 1** For those using propane gas for cooking, etc.

**1 – 2** For those cooking with charcoal burners

**1 – 3** For those using cooking oil

**1 – 4** For those using electric extension cords

**1 – 5** Inspection by Fire Department Officials

### **2. Diagram Explanation**

## 1. For those using propane gas or electric extension cords

### 1-1 For those using propane gas for cooking, etc.



- (1) When using a gas burner on a wooden surface, place this on a nonflammable material such as slate (no aluminum mats, wooden planks, etc.)  
 \*Examples of nonflammable surfaces: Plaster of Paris board more than 12mm in thickness, brick, concrete blocks, etc. Insulation sheets not allowed.
- (2) Do not place barriers to block the wind within 15 cm of the cooking equipment (cardboard, aluminum sheets, etc.)
- (3) Use the specified burners when using propane gas
- (4) Please firmly attach rubber gas hoses with the proper bands.
- (5) Please do not use rubber gas hoses more than 3 meters in length
- (6) Please do not use gas hoses that have added extensions or three-way extensions (Multiple outlets)  
 (Each burner should have its own supply tank.)  
 \*Standard check established by the Japan Committee for Gas Burners  
 Note however that Multiple Outlet Gas Cocks may be used when tanks are not portable ones.
- (7) Please do not use old gas hoses that may have cracks or leaks.
- (8) Please employ proper equipment to prevent gas tanks from toppling over.  
 (Attached by chains or ropes to solidly standing objects to prevent toppling.)
- (9) Please place an industrial standard of fire extinguisher for immediate use wherever open flame equipment is to be used.  
 \* \*Condition specified in Tokyo Fire Prevention Regulations (amended in 2014)  
 \* Extinguishers should be Type 10 powder types or of similar capacity  
 \* Carefully observe expiration dates for extinguishers.  
 Do not use rusted or misshapen products)
- (10) Place extinguisher where readily visible with a clearly marked display of "Fire Extinguisher"
- (11) Portable tabletop burners (using gas canisters) are not allowed.  
 \* If these are found, their use will be immediately terminated on the spot.  
 (Any shop not heeding the directions of the sponsoring committee will be closed down.)

### 1-2 For those cooking with charcoal burners

- (1) Commonly retailed fire starters and lighter fluids are dangerous.  
 Please use these with care.
- (2) Please extinguish leftover lighted charcoal by submerging in water before disposal.

### **1 –3 For those using cooking oil**

- (1) For those deep frying foods, do not leave the cooking area unattended.  
If you must leave, extinguish all fires.
- (2) The leftovers from deep fried foods have been known to self combust.  
Please dispose of these in such ways as covered metal containers with water.

### **1 –4 For those using electric extension cords**

- (1) Do not place electric generating equipment near any flammable materials.
  - (2) Place electric generating equipment away from exhaust fumes.
  - (3) Please do not bend or knot up electric cords
  - (4) Please do not use electric cords wound up on a reel.
  - (5) Do not use multiple outlet devices (cheater plugs)
  - (6) Please use electric generating equipment one per table with its own industrial use extinguisher.
  - (7) Please place any extinguisher where readily visible with a clearly marked display of "Fire Extinguisher"
  - (8) Do not use supplemental fuel sources for any electric generating equipment; ensure an adequate supply.
- \* Supplemental portable fuel supplies for refilling are not allowed.  
(If these are found, the sponsoring organization will direct them to be removed from the premises.)

### **1 –5 Inspection by Fire Department Officials**

- (1) All necessary documents as required by the regulations of the Mitaka Fire Department will be submitted together by the sponsoring organization; individual shops do not need to submit these directly to the department.
- (2) On the day of the event, members of the fire department will be present with representatives of the sponsoring organization to ensure the proper and safe use of equipment.  
All checks follow the regulations specified for fire prevention.  
Please follow the directions of the inspectors.  
Should any shop fail to follow directions, the shop will be have to be closed.

2018 Amendment

## 2. Diagram Explanation

*When using gas burners:*

風除け・不燃性を使用する

Use non-flammable materials.



バンド等で固定する  
Use rubber bands or clips  
to attach the hose.



断熱材の板等を敷く

Place a non-flammable  
board as shown.

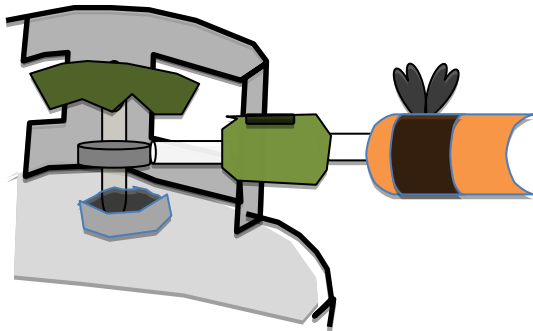


ロープ等で固定する  
Secure the burner with  
a rope

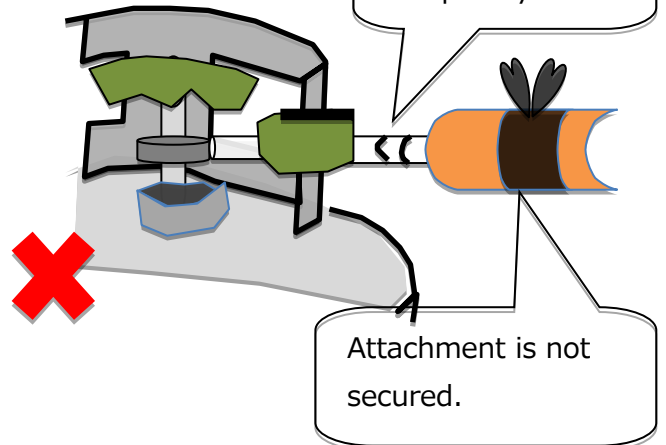
## Attaching the hose

Make sure the hose is completely inserted over the gas tank nozzle and firmly secure the attachment with a hose rubber band or similar means.

< Proper attachment >



< Improper attachment >



## Prevention against tipping over.

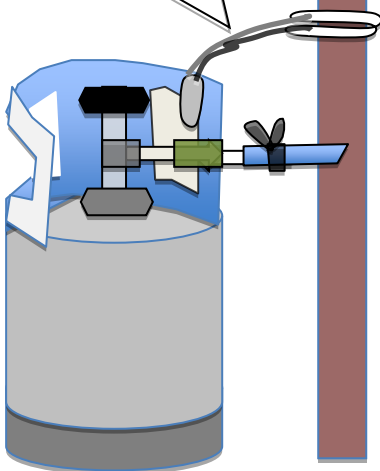
Firmly fix the propane gas tanks, etc. so they will not tip over.

If tanks tip over, there is a danger of gas leakage. Either firmly tie the tank to the frame of the stall, or secure it with cement blocks as shown.

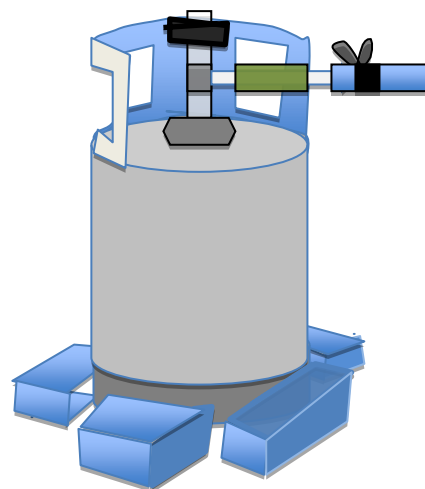
Do not hang plastic bags, etc. over the tank valve.

There is an extreme danger of tipping over or gas leakage.

Secured with  
plastic rope



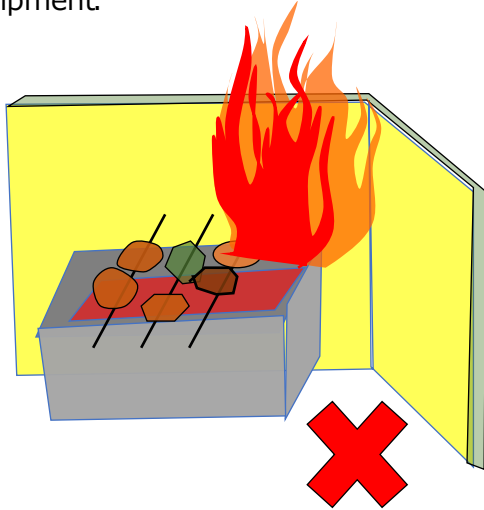
Secured with cement blocks



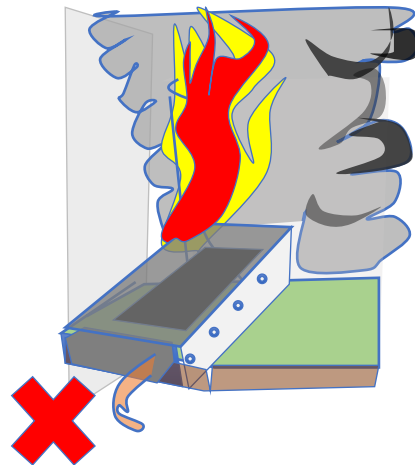
## Place of use

Clear away the area around the gas equipment, and do not have any flammable materials in the vicinity.

Do not place cardboard or other flammable materials around the equipment.



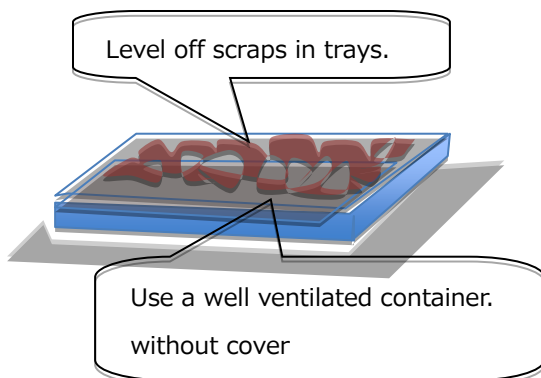
Do not place the equipment near any flammable materials such as the tent booth, etc.



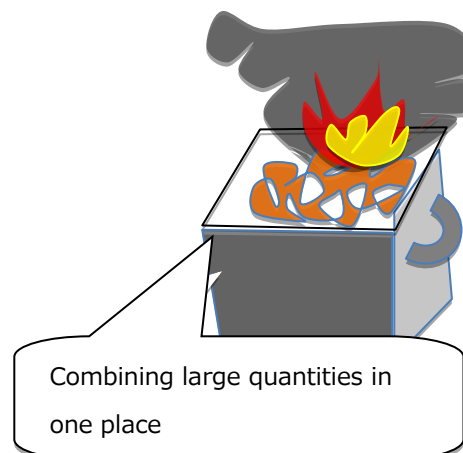
## After cooking

Make sure that any leftover oil or cooking scraps are sufficiently cooled and do not combine in large quantities for disposal.

< Proper handling >



< Improper handling >

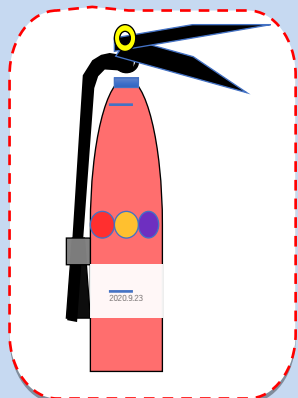


## fire extinguishers

One fire extinguisher must be placed at each shop wherever open flames are used for cooking. Also, a fire extinguisher must be placed near every piece of equipment that uses gasoline or other flammable fuels (generators, etc.). Every fire extinguisher must have a nearby display ("Fire Extinguisher") that clearly shows its location.

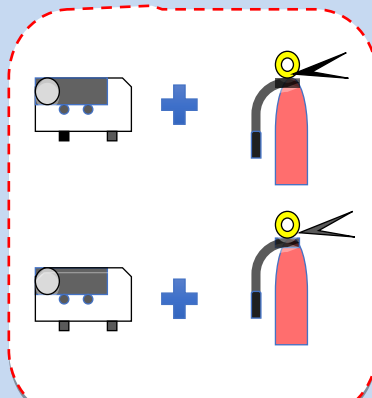
Place an industrial-use extinguisher (Type 10 powder-type, High-strength liquid-type extinguisher).

Ensure there are no dents or creases.

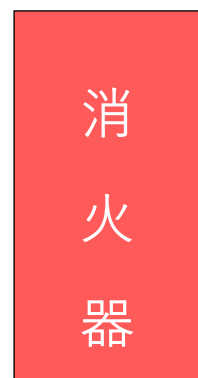


↑ Expiration date

One fire extinguisher must be placed near each piece of equipment that uses gasoline or other flammable fuels (generators, etc.).



At least 8cm in width, and 24cm in length with white lettering on a red background



## prohibited

The use and possession of simple-type gas burners (tabletop gas burners using canisters) and spare gas canisters is strictly prohibited. These devices have been known to explode at other venues, so they may absolutely not be used at this festival. Should anyone be found using one of these burners, the devices will be immediately confiscated. If the operators refuse to follow the directives given them, we will have no choice but to cancel your booth's participation.



Members of the Fire Department and from the sponsoring organization will patrol the venue on the day of the festival to ensure the proper use, etc. of fire generating equipment.



## Application / Inquiry

### **Mitaka International Society for HOspitality**

(Festival Committee)

E-mail : mishop@mishop.jp

URL : <https://www.mishop.jp/>

〒181-0013 4F, 3-30-12 Shimorenjaku, Mitaka City, Tokyo

Tel : 0422-43-7812

Fax : 0422-43-9966

Open Monday to Saturday from 9:30 to 17:00

( closed on Sundays, national holidays, year end & New Year's).

---

june, 2019